

Return address
c/o KSWA Editor
5 Houghton Close
SOUTH GUILDFORD WA 6055

KOI SOCIETY OF WA



MARCH 2010 Issue

New members, existing members and visitors are welcome at all meetings.

General Meetings are held at

Rotary Hall, Sandgate Street, South Perth
7:30pm, on the fourth Wednesday of each month (except Dec)

Northern Branch Meetings are held at

Wanneroo Recreation Centre, Scenic Road, Wanneroo
7:30pm, on the second Tuesday of each month.

**NEXT GENERAL MEETING IS
WEDNESDAY 24 MARCH 2010**

**NEXT NORTHERN BRANCH MEETING IS
TUESDAY 13 APRIL 2010**

Copyright © 2010 The Koi Society of Western Australia Inc All rights reserved.
ABN 63963167058

Articles and advertisements are the opinions of the authors and companies concerned, therefore The Koi Society of Wa Inc. and its individuals bear no responsibility for statements contained therein.

Koi Society of Western Australia

webpage www.koiclubwa.com
email info@koiclubwa.com



Committee of 2009-2010

President	Bill Passey	9535 7732, 0438 357 732
	bpassey@bigpond.com	
Vice President	Allan Bennett	9405 9331, 0419 907 973
Secretary	Fred Sharp	9305 3240
Assis. Secretary	VACANT	
Treasurer	Josie Giorgio	9457 1517
Assis. Treasurer	Phil Lehman	9310 3368
Newsletter Editor	Shona Whaite	9274 8535
	editor@koiclubwa.com	
Librarian	Tim Leroy	9306 2844, 0437 511 644
Sales Table	Kerry Cross	9453 6509, 0417 959 009
Membership Officer	Phil Lehmann	9310 3368
Committee Member 1	Phong Ta	0409405698
Committee Member 2	Stuart Rowley	94906190, 0437 203 976

Other Positions

Table Show organiser:	Stewart Rowley
Trophy Steward	Phong Ta
Auction Master	Tim Leroy
Logistics officer	Tim Leroy
Tea and Coffee	Kylie Wall
Show Chairman	Allan Bennett
Webmaster	Luke Bray
	webmaster@koiclubwa.com

Northern Branch

Chairman	Allan Bennett
Secretary	Richard Mussell
Treasurer	Peter Morris
M/ship & Publicity	Shona Whaite
Tea & Coffee	Ray Lines

NORTHERN BRANCH NEWS—March

Auction

Five beautiful kohaku and Sanke koi were auctioned and bought by Tony, Mark, David, Brad and Aaron.

Table Show: We had loads of fish in the table show this month, almost all in Category A so the competition was really stiff. Congratulations to all winners. Thanks also to Rod, Ray and <todo Shona who was the other judge?> for judging.

<i>Place</i>	<i>Variety</i>	<i>Owner</i>
Table Show A		
1st	Sanke	Sang
2nd	Sanke	Allan
3rd	Kohaku	Sang
Table Show B		
1st	Tancho Sanke	Tim

Table Show C and Table Show D—No entries

Next month's meeting:

The next Northern Branch meeting will be on 13 April. The meeting will include a presentation on Ogon by Rod Hansen.

See you there!

Richard

LEFT: severe damage to gills from gill fluke
 RIGHT: damage from skin fluke visible (red patch)



KSWA Northern Branch News – March 2010

There was lots of activity at this month's NB meeting – loads of fish brought in for the table show and auctions and lots of good info on Koi keeping. Thank you all for making it such an interesting meeting.

Highlights: Club news from Allan, Table Show, Peter on gill and skin flukes, Raffle and Auction

Allan's update

- Peter reported that branch bank balance is slowly growing and now stands at \$1,167.
- As foreshadowed last month, the classes in this year's KSWA show (which will be on 23 May 2010) are changing. There will now be 6 classes. These reduce the disadvantages of smaller koi trying to compete with larger koi in the same class because the range of sizes in each class has been reduced. There are tonnes of trophies to be won so c'mon and support your club in this year's show! The more entries the better.
- We're considering holding a Young Koi Show around August. "Keep It Simple Stupid" will apply to the show so that there's not too much setup/take down effort. The idea received a good deal of support from the meeting attendants.

Skin and gill flukes

Peter Morris gave us a humorous presentation on skin and gill flukes, turning a gloomy subject into absorbing material. Thanks Peter. In summary, if you have flukes, a preferred treatment is praziquantel, although expensive. Another option is potassium permanganate (Condy's crystals) but, as ever, be very careful when using the latter. Never use with high water temps and always keep heavy aeration during treatment. Here are some more guidelines reproduced from the June 09 NB news:

- Do not use old or out of date stock.
- Recommended max application rate is 2 ppm (ie 2g / 1000L), or 1.5ppm for more safety (ie 1.5g / 1000L of pond water).
- High aeration is critical because PP removes oxygen from the water and do not use when water temp is over 30°C.
- Suggestion is to use at seasonal changes. Cleans up organic matter in your water.
- Turn off pump when treating the pond so that you don't kill your filter bacteria. Add to pond using a watering can. Circulate water using large volumes of air (eg from a bottom drain airdome).
- Water goes purple when you add PP and then turns brown in a few hours after it has been neutralised. Turn on pump again when the water has gone brown.
- Can treat at intervals of 3 or 4 days, perhaps twice or three times.

Raffle

Rod Strang won the raffle of food, a very large koi airstone and a koi ornament. Well done Rod.

Welcome to the March issue of the KSWA Newsletter.

Have any questions about your koi or pond? Come along to any meeting for free tea, coffee, biscuits and advice. See the front cover for meeting addresses.

Shona

Events Calendar



Wednesday 24 March—General Meeting, South Perth

Sales Table & Library open. Allan Bennett will be answering questions about the Annual Show.

Sunday 28 March—Member Auction, Bedford

The first one of the year. Members only. Beaufort Park Hall, Bedford (near Morley). See page 11

Thursday 1 April—Bunbury Branch Meeting, Bunbury

Inaugural meeting to gauge local interest. See page 7

Tuesday 13 April—Northern Branch Meeting, Wanneroo

Sales Table will be open. Rodney Hansen will be showing a great presentation on Ogons (single coloured fish).

Wednesday 28 April—General Meeting, South Perth

Sales Table & Library open.

Tuesday 11 May—Northern Branch Meeting, Wanneroo

Sales Table will be open.

Wednesday 19 May—General Meeting, South Perth

BROUGHT FORWARD 1 WEEK! Sales Table & Library open.

Sunday 23 May —Annual Koi Show

Our biggest event of the year! See page 15

Monday 24 May —Koi Show Presentation Night

Trophy presentation dinner.

General Meeting Minutes - Wednesday 24 February 2010

The meeting opened at 7:50pm. Number of members attending – 34

Apologies: Barry Ambler, Sharon Smith, Alain.

Welcome: Bill, Mark, Darren & Rachel, Josh, Daniel.

Points Arising from Previous Minutes: None.

Confirmation of previous minutes: Moved: Allan Bennett, Seconded: Phil Lehmann

Treasurers Report:

Opening balance	\$
Total income	\$
Expenditure	\$
Closing balance	\$
Outstanding	\$
Notes—term deposit	\$

Correspondence In: Nil. **Correspondence Out:** Nil

Library: Nothing new, reminder that library books are available for loan for all members. **Sales Table:** Potassium permanganate and hydro peroxide are available.

Table Show—no entries

General business

- General discussion raised from the floor covered many subjects of interest. Installation of new pond liners and new filter systems were discussed and an important note was made to wash and treat all with potassium permanganate and rinse. If for any reason treating fish was involved be sure that all filters are isolated during treatment. Ensure that there is more than sufficient oxygen running during this time of the year as warmer water temperatures leads to less dissolved oxygen content in the water. Isolation of filters should be for approximately 2 - 3 hours, this has to be done as potassium permanganate kills off bacteria in the filters.
- Use of linseed oil was asked to use on decking around ponds is it safe to use or not? It was recommended to check with the manufacturer the active constituents in the product before using it around your ponds. Use of treated pine decking or wood treated with such is a definite no, because of the arsenic content in the treated pine is poisonous to fish and all aquatic life.

Save \$\$\$ on Koi Food . . .

buy factory direct

Ideal for
Large Koi!

\$50.00 per 15kg bag
6-8mm standard formula

With Colour
Enhancers!

\$63.00 per 15kg bag
5-6mm floating food

Nutrient Profile: 38% Protein min; 5% Fat min

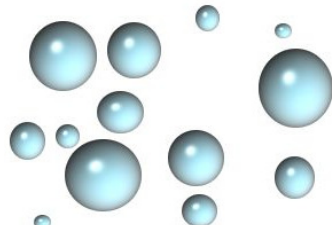
Call 9437 1161 to place your order

(Credit card details required - free delivery in Perth metro*)



Advanced Pet Care
of Australia Pty Ltd
40 Lionel Street,
Naval Base WA. 6165
☎ (08) 94371161 📠 (08) 9410 1382
🌐 www.advancedpetcare.com.au
✉ info@advancedpetcare.com.au

AIR DURING TRANSPORT



Most koi keepers will at some point need to transport a fish - either to a Show, when selling it to another hobbyist, or to a vet.

When fish are confined to small volumes of water (such as in a plastic bag), oxygen can be quickly depleted from the water, so it is essential to keep re-oxygenating the water.

Try to transport during the coolest part of the day if possible, low water temperature = high oxygen level in water. High water temperature = less oxygen in water.

Best options

- If you have an oxygen cylinder, use this to inflate the bag as much as possible so there is plenty of oxygen sealed in.
- Use a solid watertight tub with lid to seal, drill a small hole in the lid for an airline, and hook up a battery operated airpump to continuously add air to the water.

What if you don't have an oxygen cylinder, or a tub with portable airpump?

- If you are transporting by bag, buy a small can of compressed air (available from most big department stores or electronic type stores as they are used to blow dust out of computers), and inflate the bag before sealing. Note that this is air, not just oxygen so is not as effective but it is better than nothing.

Or

- Adding hydrogen peroxide to the water can help to increase the amount of oxygen in the water. Dr Richmond Loh (fish vet) recommends this dosage "you can increase the oxygen content by using 0.25ml of 3% hydrogen peroxide per litre of water if gas tanks aren't available.":




- We had a recent pond tour throughout the northern suburbs and it was an outstanding success. There was a wide diversity of pond designs and the 3 on show for us to see were magnificent. Thanks to all concerned in opening their homes for the club to see. No doubt many ideas were taken on board and perhaps used in our own ponds.
- Rodney Hansen never fails to present an excellent presentation. His latest this month was on artificial spawning. It was a very good question and answer format. This type of spawning is now extensively used in Japan today. We here in Australia are still a few years away from this type of selective breeding but I'm sure we are not too far away. My bet is we here in the west will probably be the first in Australia to go down that track as the interest here is quite high and we do have a few go getters that will make this happen. We as a club are aiming to become the trend setters over the next few years and beyond not the followers ! Exciting times lie ahead for many of us.
- Proposed Bunbury branch news – we will be in Bunbury on 1st April - a thursday night—with the aim of forming a branch there. A hall has been booked and a few committee members will be attending. We encourage as many members as possible to come along for the ride and make the night a success. Car pooling with various people is encouraged—contact Bill Passey or Allan Bennett if you are interested in going along. Contact person in Bunbury will be Syd Duffy-Giles. The society has arranged various forms of advertising via various media such as radio, newspapers local, and local shire outlets, etc to spread the news !
- Reminder up and coming Annual Koi Show—we are in the process of setting up a new class for young koi, 20 – 35 cm for new members that have young fish. Please support this class as we are aiming for new and novice members to show.
- With the warmer weather upon us we ask you all to not handle your koi unless necessary as the oxygen levels in the warmer water are greatly diminished. Feed your koi in the cool of the evening.

Thanks to all who attended. The next General Meeting is scheduled for Wednesday 24 March 2010.

Meeting closed: 9:45pm.

Fred Sharp



www.aussiekoiwa.com

AussieKoi was the first company in Australia to see the benefits of moving bed filtration, and we were the first to import K1 media to Australia.

There are many copies, but the genuine K1 remains the most cost effective media for moving bed filters on the market.

 **Allan**
0419 907 973

We have just done a deal with our supplier and offer to KSWA members only, the best price on genuine K1 in Australia.

ALSO

see a full range of products with some unbeatable prices at our website

www.aussiekoiwa.com

ANNUAL KOI SHOW



WHEN? Gates open 10am to 3:30pm, Sunday 23 May 2010
WHERE? Cannington Greyhounds, Station St, Cannington

THINKING OF ENTERING THE SHOW? Read through the Show Entry Pack—available now on our website www.koiclubwa.com or come to any meeting to grab a copy and discuss with any committee member.

Instructions for entering the Show are inside the Show Entry Pack—you can submit entries on our website OR bring ONE photo per fish along to any meeting and we will enter them for you.

SHOW PRIZES UPDATE! Members are advised that after due consideration your Committee has endorsed a change to classes at this years Show. We will include, at members request a class from 20cms to 35cms. This has meant a reshuffle of other class sizes. To make this successful I ask all members to support the Show by entering as many fish as possible. There will be over 200 prizes on offer this year (up from 148 last year) and this figure does not include perpetual trophies. Members have asked for these changes, now we need your support to make it work.

Regards, Allan Bennett, Show Chairman

This year's Show classes are:

- Class 1** 20 to 35cms to include 16 varieties
- Class 2** over 35 – 45cms to include 16 varieties
- Class 3** over 45 – 55cms to include 16 varieties
- Class 4** Table Show, see Table Show rules
 - 'A' Kohaku, Sanke, Showa, Utsuri, 1st 2nd and 3rd
 - 'B' all varieties not included elsewhere, 1st 2nd and 3rd
 - 'C' Ginrin A, 1st 2nd and 3rd
 - 'D' Ginrin B, 1st 2nd and 3rd
- Class 5** over 55cms – 65cms (Mature)
 - 'A' Kohaku, Sanke, Showa, Utsuri, 1st 2nd and 3rd
 - 'B' all varieties not included elsewhere, 1st 2nd and 3rd
 - 'C' Ginrin A, 1st 2nd and 3rd
 - 'D' Ginrin B, 1st 2nd and 3rd
- Class 6** over 65cms (Jumbo)
 - 'A' Kohaku, Sanke, Showa, Utsuri, 1st 2nd and 3rd
 - 'B' all varieties not included elsewhere, 1st 2nd and 3rd

KSWA SALES TABLE

All proceeds from your sales table are used as a fund raiser for your clubs needs. Please support your club by purchasing your requirements through the sales table.



Call **KERRY CROSS** on **9453 6509** or **0417 959 009**

Items listed are a sample of what can be supplied

Keeping Koi In Australia \$20- Illustrated bible on koi keeping.

Water conditioners- Dechlorinator 2.5 litre
Dechlorinator 5 litre
Bionatural conditioner (concentrate)
Bacteria Aqua

Water treatments- Koi anti parasite 250ml
Koi anti ulcer 250mL , 1 litre
Koi anti bacteria 250mL
Virkon S 100g
Ammonia remover 250ml

Test kits- Master test kit
PH test kit
GH & KH test kit
Ammonia test kit

Air pumps- Alita- 40 litre , 80 litre & 120litre

Air stones- Ceramic 50mm & 40mm

Koi Handling- 60cm dia fine super mesh net -excellent for sml koi
Culling net 30cm dia
Koi sock 30cm dia – water proof

Filtration- Filter brushes- 60cm , 75cm & 90cm

Koi food per 1kg- Fry powder
Ocara Baby food sizes 1, 2, 3, & 4
Sekirin Japanese food
Quick grow—small , medium
Koi King 500gm Growth Formula 5mm
Koi King 500gm Excel Formula
Koi king 500gm Wheat germ
Koi King 500gm Colour Enhancing Formula

Also supplied in 10kg bags

Miscellaneous- Koi 66 Variety poster
UV lights and pumps

BUNBURY MEETING

The 1st of April will see the inaugural Bunbury Branch meeting for the Koi Society.

If you live in the area (or even if you don't!) please support this new branch by coming along.

Branches are a great way to provide local support and information to koi keepers in each area.



WHEN? 7:30pm, Thursday 1st April 2010

WHERE? Hudson Road Family Centre
Corner of Hudson & Parade Roads, BUNBURY

NORAN FISH FARMS

Norm, Nancy & Kylie Wall

Postal Address

962 Lot 4 Yangedi Road (South)

Serpentine WA


Farm Visit By Appointment

Phone: 9525 2295

Fax: 08 9525 3000

Email: noran1@bigpond.com

Quality Koi For Sale



www.noranfishfarms.com

NORTHERN BRANCH POND TOUR

The Pond Tour held on Sunday 21 February 2010 was a huge success with over 50 people attending the day.

Our thanks to Sang, Allan and Ray for opening their homes to the members and a special thanks to Sang & family for providing a delicious morning tea and also Ray & family for completely supplying the BBQ lunch for everyone!



All 3 setups were very impressive and I know I got some great ideas for my own pond—one feature I was surprised to commonly see was an automatic water change system, where the garden reticulation system is also programmed to pump several hundred litres of water into the pond each day. A drain is placed somewhere in the system at water level so the pond level stays the same but new water is very added to the system very regularly, resulting in less nutrient buildup. Eg. For a 20,000L pond, adding in 300L per day will change the required 10% weekly (2000L). This is a great idea as smaller more frequent water changes are also less stressful on our fish. Now I just need to get moving on setting something like this up on my own pond ☺

Shona



We bring the art of KOI to you

Contact us

www.koiartaustralia.com

ABN 53989626873

Phone: 08 93109559

or

Miki 0411 111063

John 0419 838380



Koi King – Koi food professionally formulated by aquatic nutritionists for professional breeders and koi keepers HACCP certified



Delta® Aquamatic™ UV sanitizer (HO) low pressure lamp is capable of 30,000 μ /sec/cm² output at lamp end-of-life (EOL) so you can be assured of the highest quality water standard



**Tsurumi's uncompromising attitude toward higher quality water pump products
Affordable price, low running cost**



Medo Air Pumps - These Superb Medo air pumps are fast becoming the Brand Leaders. For the Koi and Pond Keeper and we have no hesitation in recommending their use

Common Weed Killer Turns Male Frogs into Females

(Reuters 1 March 2010)

Atrazine, one of the most commonly used weed killers, can turn male frogs into females, research reported on Monday.

The experiment is the first to show such complete effects of Atrazine, which has been known to disrupt hormones and which is suspected to be one of the chief suspects in the decline of amphibians around the world. "Atrazine-exposed males were both demasculinised (chemically castrated) and completely feminised as adults." Tyrone Hayes of the University of California Berkeley and colleagues wrote in the Proceedings of the National Academy of Sciences.

The chemical had been shown to disrupt development and make frogs develop both male and female features - termed hermaphrodites. This study of 40 male frogs shows the process can go even further. "Before we knew it we had more females than we should have and we got hermaphrodites. Now we have clearly shown that many of these animals are sex reversed males." Hayes said in a statement. "Atrazine has caused a hormonal imbalance that made them develop into the wrong sex according to their genetic constitution."

A local Western Australian news agency - the "Mandurah Media Group" reported that it had polled some locals in relation to this latest research. One resident who wanted to be identified only as "Bill" was quoted as saying: "You know now you mention it, there does seem to be an unusually low amount of baritone and a lot of tenor croaking happening around here lately." "I feel a bit bad, I really misjudged these poor little guys. Here I am studying nature, settling down with a beer to watch what I thought to be a froggy menage-de-twa and all the time they're huddling together to protect the crown jewels."

"Does this stuff work on humans, you know I've been to Sydney a few times and... (interview terminated)

Hmmm ☺





All photos from the day will be on the website Photo Gallery shortly!



MEMBER AUCTION—SUNDAY 28 MARCH

WHERE: Beaufort Park Hall, corner Beaufort & Drummond St
BEDFORD (near Morley)

WHEN: 10:30am, Sunday 28 March 2010

SELLERS: Book your bin with Bill Passey



This Auction is just for club members—you need to be a financial member to buy or sell koi at this event.

SELLERS

- You need to be a current member of KSWA
- You need to **BOOK** your bin as soon as possible by contacting Bill Passey—phone 0438 357 732 or email bpassey@bigpond.com
- Seller fees: 10% of your total sales goes to the club

BUYERS

- You need to be a current member (bring your membership card)
- You don't need to register, just show up on the day and get a bidding ticket!
- Buyer fees: extra 5% on final bid is payable to the club

Members are welcome to come along to the Auction even if they are not planning on Buying or Selling fish—there is no entry fee or obligation to purchase.

