

# NEWSLETTER



Above: 9th Asia Cup Grand Champion - Sanke (90cm)  
Owned by Dato Lee (Malaysia) - Bred by Sakai Fish Farm

July 2016  
Edition

## In this Issue

Welcome	Page 2
Koi Auction	Page 3
Koi Show Results Correction	Page 4
Annual Show Report from Head Judge	Page 5
From the Archives	Page 7
Northern Branch Minutes	Page 8
AGM Minutes	Page 10
Southern Branch Minutes	Page 11
Sales Table	Page 12
Committee	Page 13

Got a story for the newsletter? Send them in to us [editor@koiclubwa.com](mailto:editor@koiclubwa.com)

## Northern Branch Meetings

Wanneroo Recreation Centre, Scenic Road, Wanneroo  
7.30pm, second Tuesday of each month

Next Meeting: 9th August

Agenda: Jun will be doing a brief talk on Shockikubai

## Southern Branch Meetings

Rotary Hall, Sandgate Street, South Perth  
7.30pm, forth Wednesday of each month (except December)

Next Meeting: 24th August

Agenda: Yet to be confirmed due to new committee

# Welcome & News

Welcome to our new and current members we hope to see you all at the next club event.

Now that things have settled down after the busy month that held the Annual Show we can get ready for the Auction which is on the 7th of August back at Beaufort Park in Bedford. See the Poster on the following page. Members please call Brett to arrange your bins, his number is on the last page. If you are able to assist on the day bagging fish or helping with paperwork please let Brett know as we always need more helpers to make the day run smoothly.

The head judge for our Annual Show, Kate McGill-Andrews has put together an extensive report on her time at the show for you to read on page 5

The new committee has been voted in at the AGM just recently. On behalf of the members we would like to thank the outgoing committee and those who have held a position throughout the last two years for all their hard work. We look forward to what the new committee has to bring the club in the future. The list of new committee is on page 12. We do have a couple positions vacant, if you would like to fulfil one of these positions please speak to any of the committee members.

A correction to the show results is on page 4. Unfortunately an error was made which saw the wrong results for Class 2 Kohaku published.

In the meantime, Happy Koi Keeping everyone!

## KSWA Financial Report - June 2016

## 2016 Event Calendar

Sunday 7th August - Public Auction, Beaufort Park Hall, Bedford

Tuesday 9th August - Northern Branch Meeting, Wanneroo

Wednesday 24th August - Southern Branch Meeting, South Perth

# Next Auction

**Sunday 7th August 2016**

**WHERE:** Beaufort Park Hall  
corner Beaufort & Drummond Street  
BEDFORD (near Morley)

**WHEN:** Sunday 7th August 2016  
Bagged fish sales from 10am  
Auction at 10.30am

**SELLERS:** Book your bin by Friday 5th Aug  
Fish to be in bins by 9.30am

**Koi Society of Western Australia**



\* Subjected to KSWA Bylaws - Auction Rules & Guidelines  
5% - 15% commission applies

# Annual Koi Show Results Correction


Due to an error made on the day of the Annual Koi Show the results for Class 2 - Kohaku were incorrect. We must apologise for this mistake as the exhibitors were wrongly announced at the awards night and published in last months newsletter.

We will be in touch with those affected to organise your correct plaque and certificate. Please find below the correct results:

Class 2	1st	2nd	3rd
Kohaku	Bill Passey	Carmelo & Josie Giorgio	Tony Cornwall

## For all your koi veterinary needs.

**The Fish Vet**  
ABN: 83 072 433 594



**Dr Richmond Loh**  
BSc BVMS MPhil (Vet Pathology) CMAVA  
MANZCVS (Aquatics & Pathobiology) DipPM

Veterinarian  
Aquatic Animal Health Consultant

Perth, Western Australia

☎ : +61 (0) 421 822 383  
✉ : thefishvet@gmail.com  
🌐 : www.thefishvet.com.au

Mobile aquatic veterinary service for ornamental & aquaculture - fish, crustacea & molluscs.

Texts




Powder gel for ulcers



Microscope



Medicines



**The Fish Vet**



facebook.com/thefishvetdrloh



thefishvet.com.au



@thefishvet



thefishvet.wordpress.com



au.linkedin.com/pub/dir/Richmond/Loh



youtube.com/user/TheFishVetDrLoh

Veterinary medicine for fish.

**Dr Richmond Loh**

**0421 822 383**

If you wish to advertise your business in our newsletter please send your enquiry to [info@koiclubwa.com](mailto:info@koiclubwa.com) for details and pricing

# KSWA 2016 Show Report

Quite unexpectedly, (since it has only been a couple of years since I was last in Perth), I was invited to judge the KSWA show this June with Terry McNeil. The show committee were really struggling; their show date was the same as the immensely popular All Asia Cup, held in Singapore this time. Practically every judge around the globe seemed to be going to it in one capacity or another! Fortunately, neither Terry nor I were attending the Singapore extravaganza, so were free to very happily accept the Western Australia show to judge. We both looked forward to the experience, we have good memories of KSWA shows and several hobbyists in WA are long time friends. Terry and I really enjoy judging together but have few opportunities to do so.

Sunday dawned bright, although fairly windy. Everyone was a bit anxious, because a storm had been predicted that day, but no one quite knew when it would materialise. We were all glancing at the sky that day! Arriving at the new show venue, Willowpond, Terry and I quickly commenced our walk around to identify the top award koi after introductions to Chief Steward Des Howlett and his eager team of volunteers who ably accompanied us all day around the bins. Terry and I very carefully checked out every bin in our search for GC and noted several contenders, although finally the decision was self-evident. It was impossible to get past the magnificent figure and exceptional skin quality of the jumbo Shiro Utsuri. She really glowed. Many congratulations to owner Phong Ta for his koi keeping skill in bringing this koi back to such peak condition. The last time I saw her, two years ago, I very sadly thought she was over the hill. Two runner-up places went to a top quality Goshiki with a beautiful, delicate netting pattern and an impressive Kumonryu with a very unusual and intricate sumi pattern. Both koi demonstrated excellent skin quality and were worthy of Grand Champion status, but just didn't quite have the stunning conformation of the Shiro Utsuri. Coupled with superb skin quality, a massive, well-shaped figure results in unbeatable impact.

Terry and I remained as a team to judge the jumbo A (Go-Sanke) & B (non-Go-Sanke) classes for koi over 70cm plus class 5 for mature koi. Jumbo Champion (the best of either A or B went to a magnificent Asagi, a very worthy winner. Quite some drama surrounded our choice of Jumbo A, (later best in variety). We were originally told that the Sanke we really felt was the best candidate was not eligible, being in class 5 (60 – 70cm), not class 6 (over 70cm). Looking at this koi however, both Terry and I felt that she looked larger than her listed 68cm. We asked if she could be re-measured and to our delight heard that she was indeed over 70cm. Although we only discovered later, since we were so busy judging, very unfortunately the Sanke must have been quite stressed, because she had something like a heart attack during the day. Incredibly, Richmond Loh, the Fish Vet was at the show and managed to bring her around again using three different injections. Owner Allan Bennett, with Graham Fameli, also spent at least an hour holding the Sanke over a massive airflow. She went on to take variety champion Sanke, although we judged her in the hospital tank! At this point, although she was isolated, I must stress the Sanke looked completely healthy and alert; otherwise we would not have been able to make the award.

The rest of the morning was spent judging the smaller sizes. Terry had classes 1 & 3 while I concentrated on classes 2 & 4. There really were some lovely koi. I particularly noted a beautifully finished Kin Ki Kokuryu and a Tancho Sanke in class 4, which later went on to win best in variety in their respective groups. Lunchtime saw us almost finished, with a few class 1 varieties still to judge. Lunch unfortunately was the one mistake of the day! Although it was delicious (when it was finally served in the very busy restaurant) it took far too much time, such that the storm beat us to completing the show. The pull down sadly ended up in pouring rain which might have almost been avoided had we used that lost hour finishing the judging! Hindsight is a wonderful thing, but a quick ten-minute sandwich would have been just fine.

We completed the judging with selection of the hotly contested young champion awards involving koi presented at table shows throughout the year, plus the best junior exhibitor. The overall young champion went to an outstanding Goshiki, while a nicely figured Shiro Utsuri gained the junior award. Ian selected a koi for AKA Friendship award, deciding on a young Sumi Goromo showing a lot of future promise, but as yet unfinished. Both Terry and I felt this was a good choice, since this top quality young Koromo had been out-classed by more finished contenders on the day.

What more to say? Terry and I had a wonderful day and will remember some very special koi from this show. Good examples were in class 5, a very unusual Gin-Rin Matsukawabake plus, I would think, the best Platinum Ogon in Australia. Hospitality throughout the weekend was superb, including a wonderful informal Italian post-show dinner and the awards evening also held at the WillowPond on Monday where, to everyone's delight, two very special announcements were made. Firstly, Shona Macskasy was recognised for her huge contribution to KSWA with Life Membership. Her computerised show program is now in use by all three societies in Australia: KSWA, KSA & AKA. Secondly, life 5 members Bill & Judy Passey were recognised by the creation of the new perpetual "Bill & Judy Passey Jumbo Champion Award".

Ian and I were very sad to catch the "Red Eye" home that night. It had been a memorable long weekend. On behalf of Ian, Terry, Wally and myself I wholeheartedly thank the KSWA committee and members for making us so welcome and looking after us so well. We look forward to next time!

Kate McGill-Andrews  
Head Judge



# From the Archives - Feeding Fry

One of our members found an old instruction sheet about feeding fry that we could share. He reckons it would be from 20 years ago. Interesting to see what things have changed in our hobby over that time. Thanks to Tony Cornwall for the extract.

**LIVE FOOD:** Live food for fry is food you'll have to grow for yourself, so the first step is to prepare your spawning pond/s or fry raising tanks well in advance because this is the most convenient place to grow the food the fry will need, particularly in the first few days.

Start out with a thorough clean up. If you use sterilizing agents or medications for the fish -watch out. The smallest trace of many of these chemicals will negate your efforts to grow live food. So flush out the ponds/tanks thoroughly and fill with aged water. If using tap water use a standard neutralizer for the chloramine or thoroughly aerate.

Assuming we now have well aged water we can begin to culture the infusoria the fry will need. The commonly accepted method is to take some of the water in a clean bowl and add to it a few lettuce leaves that have been crushed or scalded with boiling water. (Rinse the lettuce thoroughly beforehand -you never know what's been sprayed on it. Now leave the bowl where it is open to the air and see what develops. Infusoria and algae should appear spontaneously -the water will take on a characteristic green colour.

You can of course start the culture in the fry raising tank direct if you wish. If you like, make an old clean nylon stocking into a giant tea bag filled with clean, partially rotted vegetation. This should supply all the nutrients and bacteria to get the infusoria culture really moving. Standard filtration methods should of course NOT be used in conjunction with initial live feeding of fry. Maintain the infusoria culture carefully until the fry hatch.

If you are moving eggs from a spawning pond to a fry raising pond be extra careful to ensure a continuity of both pH and temperature. DON'T move the eggs until 24 hours after spawning to give them ample time to harden. Daphnia may be introduced to the pond/tank at the time the eggs are spawned. If they have already appeared of their own accord and appear to be taking over - don't worry.

This is a sure sign that ample natural food is available. (Initially the fry will take much the same diet as daphnia) If however, daphnia numbers appear to decline before the time of spawning, this will mean that they are running short of food. In this case you'll need to use the 'Tea-bag' to replenish the level of infusoria etc. that daphnia eat.

If you have a good colony of daphnia going at the time the fry hatch, you may not need to feed the daphnia via the infusoria at all, once you begin feeding the fry blended food (egg/yeast) .

## PREPARED FOOD

All prepared food should be added as a liquid (suspension) sprayed or sprinkled onto the pond, until the fry are large enough to take fine soaked pellets.

Day 1: Fry hatch - do not feed them

Day 2: Start feeding with a 50/50 mixture of powdered egg and yeast. Yeast provides B complex vitamins

Method: Take some water from the fry pond. To a clean glass or good quality ceramic cup (not plastic) add 1 teaspoon each of egg and yeast. Stir in enough water to make a thin paste. Blend paste with Barmix, adding water until you've got 1 litre.

With a volume of 4500 litres (fry tank/pond) give 1 litre of food as prepared above 5 times a day. Observe and adjust according to rate of consumption. If you miss a feed, don't give them double next time around.

One feed per day soy bean flower can be used instead of yeast.

Day 3 & 4: Same as day 2 above

# KSWA Northern Branch – July Meeting

**Date:** July 12, 2016

**Attendance:** 22

**Apologies:** Jun Hua Guo, Jocelle Co, Shona Macskasy

Allan opened the meeting at 7.36. Welcome to some old and new faces.

Quickly ran through the apologies and gave the members an update on branch bank balance and advised we will need to discuss how the branch can spend it.

First up, Allan showed photos from the Belgian show and how they setup their show ring and have containers full of water for water changes over the 3 days of the show. Apparently Shows in Europe can make up to AU\$600,000 from vendors and gate takings as there are almost as many vendor tents as exhibitor ponds. Exhibitors camp there for over a week at the grounds and cook meals on site. Can be up to 100 volunteers at the larger shows.

Tony C. asked the 3 questions this month.

Q1. How often do you maintain your filter equipment?

Most range from every week to every few weeks depending on the type of filter is being used. Vortex might be cleaned several time a week in summer but only weekly in winter.

Tony made mention that you should pull water pumps apart to clean the scale and algae out of it. A big difference can be seen in flow once cleaned. This prolongs the life of the pump as well.

Barry asked if anyone cleans the pipework from the bottom drain. Some people do it when they can and use various methods of cleaning this from back flushing to creating a high pressure situation to help push all the gunk out.

Q2. What should you think about before spawning?

Some suggestions – Parents, how many ponds/space you have available, what variety you want and water temperature. Water temp – spawning when water is at least 21 degrees. Members results vary based on hatch times and fungus rate.

Jared asked if you can have water temp to hot? Most agreed 28 is the upper end, although no proof to back it up. Des mentioned he does heat the water to around 23 degrees so they can start breeding early (September), but only until the eggs hatch and then they leave the water natural temp. Tony suggested the cold nights can be problematic. So you can heat the water overnight if cold nights are forecast. Vinnie said he makes sure the night temp is over 15 degrees for the whole week before deciding to spawn.

Q3. What food do you feed fry?

Old days used to seed the water to start colony of daphnia and the like. Now a lot more available foods. Some like to use brine shrimp and find it gives a more even growth of fry whereas fry powder you would get some big and some small. Less pollution with live food but is costlier and more labour intensive to keep the live food going.

Subsequent Discussion

Do you use new water v aged water... or using main pond water? Members methods varied. If you use water from main pond you could introduce pests such as flukes. Where as fresh but aged water is less likely to contain pathogens.

Leaving fry in spawning tank or put in fresh tank? Some leave where they hatched, but water changes are required more frequently due to ammonia build up from sperm and egg laying initially and the food and fry waste ongoing. Space is the biggest factor as to whether you can have the luxury of having extra ponds to move your fry or not.



# KSWA Northern Branch – July Meeting

## Selecting parents / introducing parents

Members experience varies about introducing either both parents together, or some put the female in for a few hours by themselves and introduce the male later. Most all agree that they need to be in by 4pm so they most likely go off that night. Otherwise normally not until the next morning.

During the break the Table Show was judged by Vince & Lina

## Results

### A - Gosanke

1st Kohaku – Alex  
2nd Kohaku – Tony C  
3rd Sanke – Tony C

### B - All Others

1st Ochiba – Graham F  
2nd Kojaku – Tony C  
3rd Tancho – Alex

### C - Gin Rin

1st Showa - AB  
2nd Showa - AB  
3rd Kohaku - Tony C

### D - Doitsu

1st Harawake – Tony C

Des presented great info on Yamatonishiki. A great insight into the history and advances in this interesting variety. Some facts included; The aristocrat of Hikarimoyo is the metallic Sanke known as Yamatonishiki. Yamatonishiki are the metallic version of the Sanke. Their patterns are judged the same way that the regular Sanke are. Yamatonishiki came on to the market in the 1960s. The complex process involved an initial cross between an Asagi and a Kin Kabuto and subsequent introductions of Sakura Ogon blood. This variety is very popular as Doitsu (Heisei Nishiki).


Next month is Kevin turn and will be on the different types of Gin Rin scalation.

Chase the ace was attempted by Lina and Des but with no success. Jackpots for next month to \$550

Members were reminded about the AGM at the Southern Branch on the 27th July. And the Auction is scheduled for the 7 th August.

The meeting was brought to a close at around 9.40pm

Below: Table Show Entries



# KSWA Southern Branch – July Meeting

**Date:** July 27, 2016

**Attendance:** 29

**Apologies:** Dave Lake, Nikki Ambler

With the Executive AGM out of the way it was time for the Southern Branch Elections. Fred thanked all committee for their help and announced all positions vacant. The positions were voted on and filled as follows;

**Branch Chairman** - Fred Sharp

**Secretary** - Con Pismiris

**Treasurer** - Vacant

**Branch Membership Officer** - Miki Mo

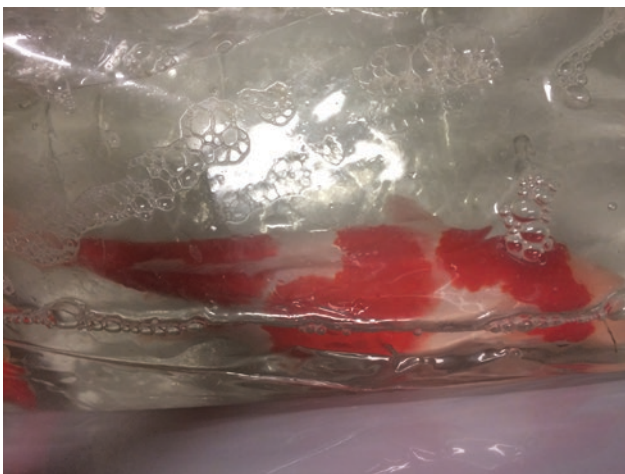
**Event Coordinator** - Rodney Hansen

**Tea & Coffee** - Miki Mo

During the break, Kylie Wall and Joel Bacich judged the Table Show and Under 35cm fish. Congratulations to those that brought fish. See Photos below, apologies as the fish were in bags.

For the last part of the evening Rodney had a presentation on the Asia Cup Show which he and some other members attended in Singapore on the 10-12th of June. He had some great stories about the fish at the show including an unconfirmed report that one fish that won a major prize sold the following day for US\$400,000.00

Meeting closed at 9.30pm



# KSWA Annual General Meeting

The Koi Society of WA AGM was held on Wednesday 27th July 2016 during the Southern Branch Meeting.

Jun gave the Presidents report on the Club for the last year recapping the events past and his goals and outlook on the club in the future. He mentioned we have just less than 100 financial members which is around the same as 2 years ago but up on last year. He also included the financial report which showed the club finished the financial year with \$15,858 plus \$5000 still in term deposit. But must take in to account the financial year ends before the annual show costs have been accounted for. The balance currently is \$9,728.80

Jun thanked everyone that contributed and helped out in some way over the past year. He handed over to Des to run the executive committee elections and all seats are now vacant.

Des called for nominations for each position in turn and proceeded until each had been voted on.

## Executive Committee Positions 2016-2018

<b>Position</b>	<b>Nominee</b>	<b>Nominator</b>	<b>Secunder</b>	<b>Majority Carried</b>
President	Jun Hua Guo	Con Pismiris	Shona Macskasy	Yes
Vice President	Des Howlett	Brett Thomas	Barry Ambler	Yes
Secretary	Shona Mackasy	Jun Hua Guo	Ryan Witney	Yes
Treasurer	Vacant			
Membership Officer	Ryan Witney	Shona Macskasy	Barry Ambler	Yes
General Position 1	Con Pismiris	Charlie Giorgio	Tony Cornwall	Yes
General Position 2	Brett Thomas	Des Howlett	Ryan Witney	Yes
General Position 3	Joel Bacich	Fred Sharp	Con Pismiris	Yes
General Position 4	Fred Sharp	Jun Hua Guo	Des Howlett	Yes
General Position 5	Lina Tassone	Ryan Witney	Des Howlett	Yes

Other positions voted for were: Auction Master - Brett Thomas & Newsletter Editor - Ryan Witney. The position for Sales Table recieved no nominations and remains vacant .

The KSWA AGM was brought to a close.

# KSWA Sales Table

**WE ARE CURRENTLY LOOKING FOR SOMEONE TO RUN THE SALES TABLE. IF YOU ARE INTERESTED IN THIS POSITION PLEASE CONTACT A COMMITTEE MEMBER TO DISCUSS**

The sales table is an initiative of the KSWA to help members source quality pond and koi products at better than retail prices, a benefit of being a member of the club.

All proceeds from the sales table are used as a fund raiser for the clubs needs.

The Sales table is available at each branch meeting and some other club events.

Please support your club by purchasing items through the sales table.

This is just a sample of what can be supplied!

**Portable DC Air Pump** - 40L/min, 80L/min & 120L/min

**Water Conditioners/Dechlorinator** - 0.5L, 2.5L & 5L

**Bacteria Clarifier** - 85g

**Koi Food** (Odra Quick Grow, Odra What Germ & SEKERIN)  
available in small and medium sizes + fry food - 1kg & 10kg bags

## **Koi Treatments**

Koi Anti Parasite, Anti Ulcer, Anti Bacteria, Fungus Control etc

## **Miscellaneous**

Koi 66 Variety poster & Illustrated Bible on Koi Keeping.

## **API Freshwater Test Kits - As Below**



# KOI SOCIETY OF WESTERN AUSTRALIA

**Patron:** Mr Michael Cave

## Executive Committee of 2016 - 2018

<b>President</b>	Jun Hua Guo	president@koiclubwa.com
<b>Vice President</b>	Des Howlett	
<b>Secretary</b>	Shona Macskasy	secretary@koiclubwa.com
<b>Treasurer</b>	Vacant	treasurer@koiclubwa.com
<b>Membership Officer</b>	Ryan Witney	membership@koiclubwa.com
<b>Sales Table</b>	Vacant	
<b>Committee Member 1</b>	Con Pismiris	
<b>Committee Member 2</b>	Brett Thomas	
<b>Committee Member 3</b>	Joel Bacich	
<b>Committee Member 4</b>	Fred Sharp	
<b>Committee Member 5</b>	Lina Tassone	

### **Non-committee positions**

Newsletter Editor	Ryan Witney	editor@koiclubwa.com
Publicity Officer	-	
Auction Master	Brett Thomas	
Logistics Officer	-	
Trophy Steward	-	
Show Chairperson	-	
Webmaster	Ryan Witney	

If you are interested in filling any of the vacant positions, contact Shona (Secretary)

### **Northern Branch Committee**

Chairman	Allan Bennett
Secretary	Jocelle Co
Treasurer	Ryan Witney
Membership	Lina Tassone
Tea & Coffee	Shona Macskasy

### **Southern Branch Committee**

Chairman	Fred Sharp
Secretary	Con Pismiris
Treasurer	Vacant
Membership	Miki Mo
Tea & Coffee	Miki Mo



[www.koiclubwa.com](http://www.koiclubwa.com)



[facebook.com/KoiSocietyWA](https://facebook.com/KoiSocietyWA)